



MISSISSIPPI STATE DEPARTMENT OF HEALTH

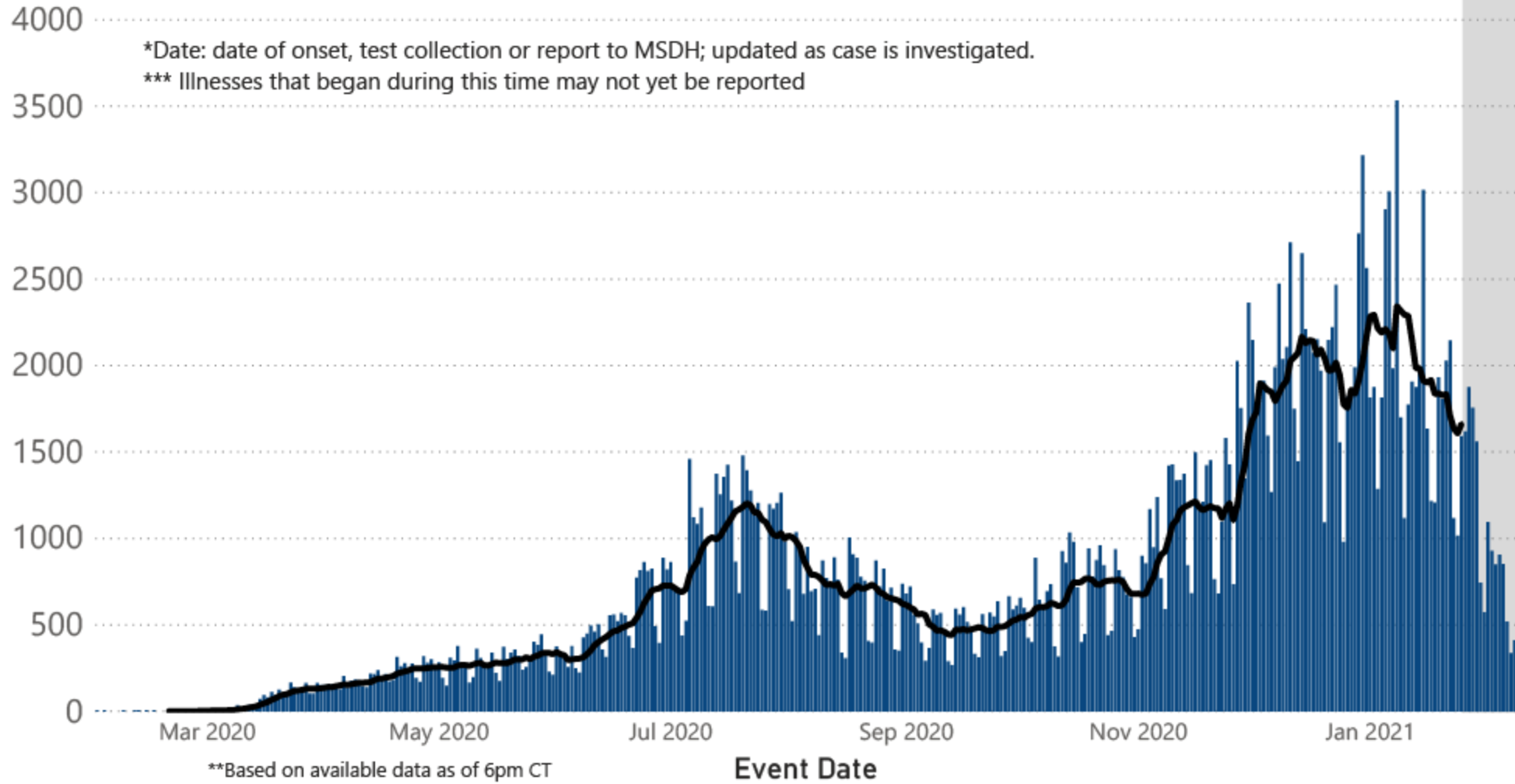


COVID Update
2/10/2021

Thomas Dobbs, MD,
MPH

COVID-19 Cases by Date* through February 8, 2021**, Mississippi

● Cases — 7 Day Average



COVID-19 LTCF* and Non-LTCF Deaths by Date of Death through February 8, 2021**, Mississippi

● Resident of LTCF Deaths ● Non-Resident of LTCF Deaths — 7 Day Average

60 *LTCF is Long Term Care Facility and includes Nursing Homes, ICF-IID, Assisted Living, and Personal Care Homes

**based on available data as of 6pm CT

***7 day average not included for this time period due to possible delays in reporting

50

40

30

20

10

0

Mar 2020

May 2020

Jul 2020

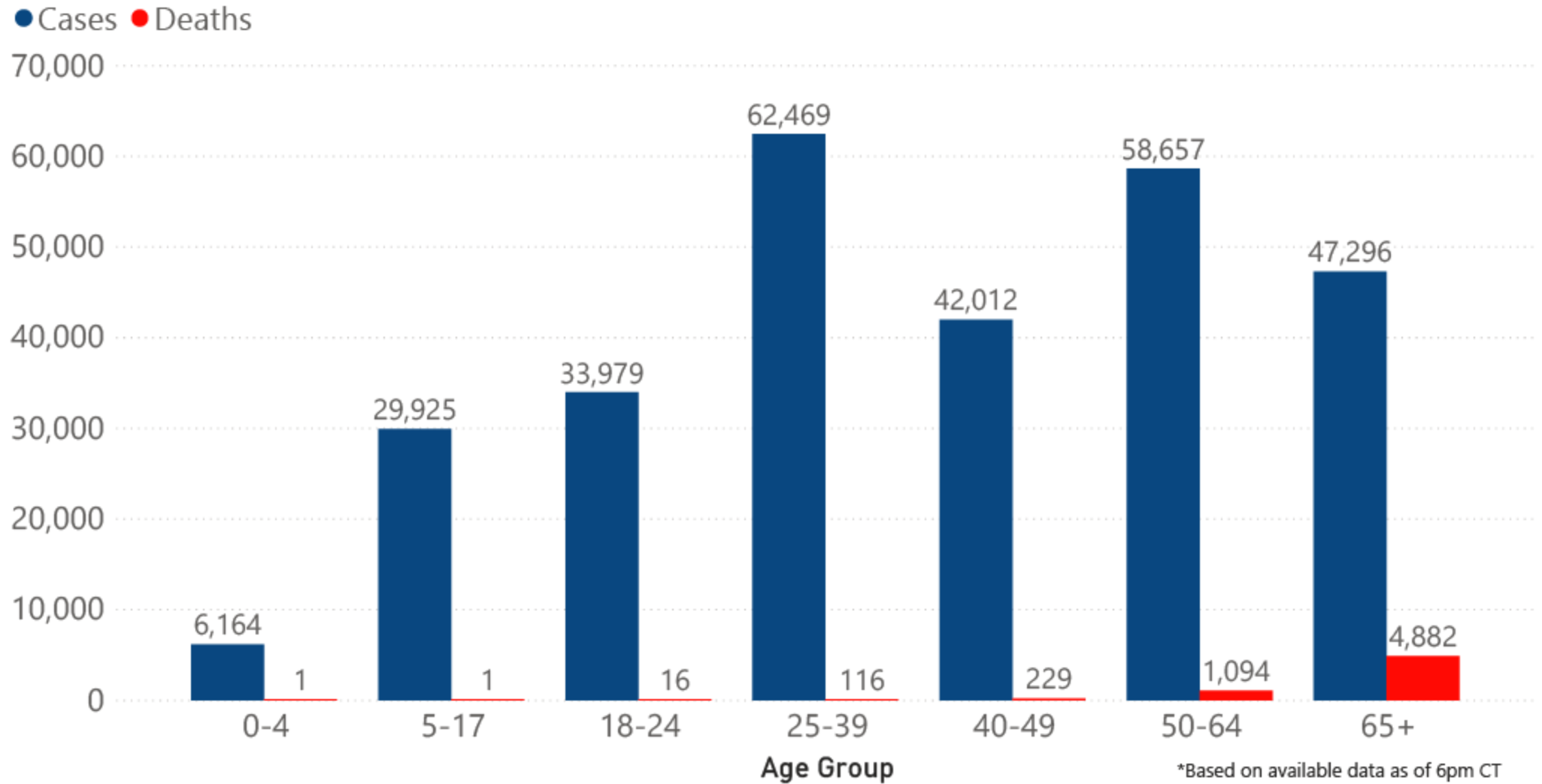
Sep 2020

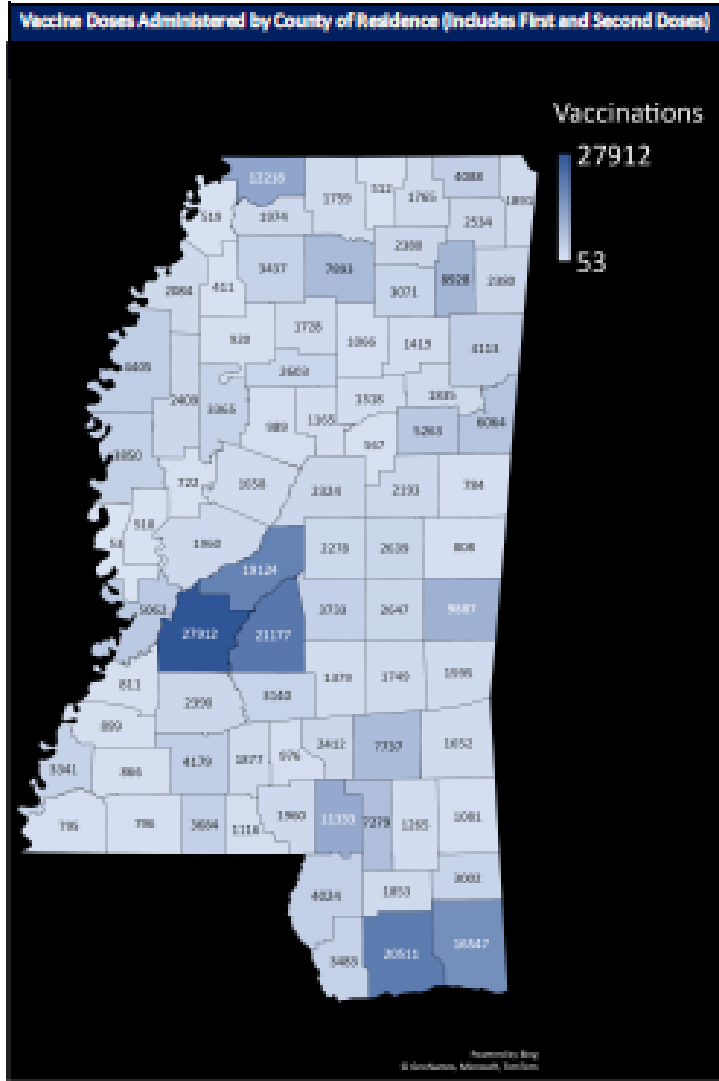
Nov 2020

Jan 2021

Date of Death

COVID-19 Cases and Deaths by Age Group through February 8, 2021*, Mississippi





Total Reported Vaccinations	
Mississippians Initiating Vaccination (1st Dose)	279,823
Mississippians Fully Vaccinated (2nd Dose)	70,525
Total Doses Administered to Mississippians	350,348

Vaccine Doses Distributed	
Federal Pharmacy Partnership	98,475
Mississippi Enrolled Providers*	474,450
Total	615,425

*Includes hospitals, private clinics, and MSDH drive through clinics

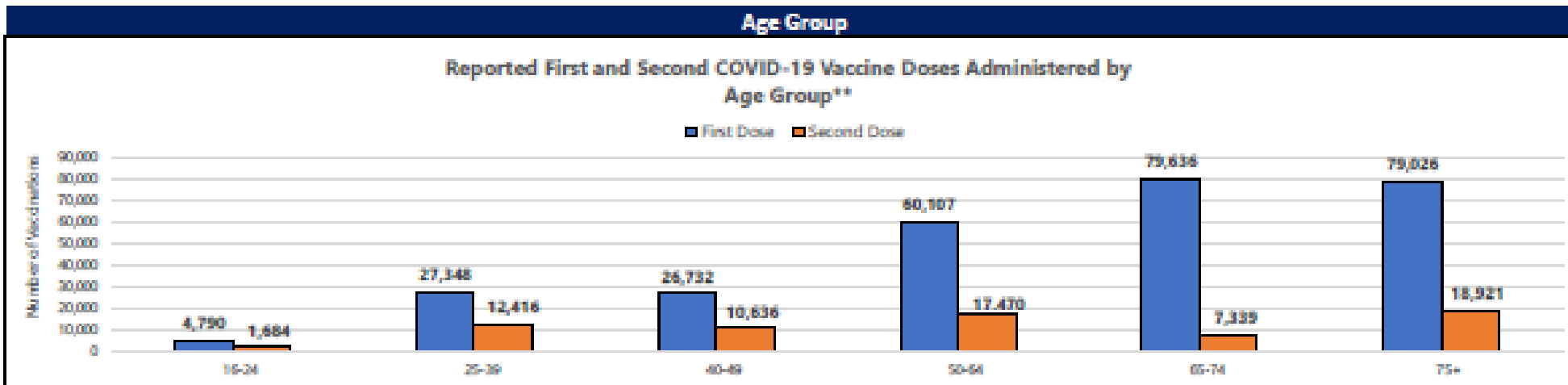
Vaccine Doses Administered by Facility		
Facility	First Dose	Second Dose
Hospital	70,835	30,867
Fed. Pharmacy Partnership (CVS/Walgreens)	26,126	10,165
MSDH/Drive Throughs	122,978	14,640
Clinics	59,152	14,750
Pharmacies	732	103

Race*				
Race	First Dose	Second	Vaccinations	% of Vaccinations
White	154,884	40,586	195,470	70%
Black	44,128	9,209	53,337	19%
Asian	3,067	943	4,010	1%
AIAN**	254	55	309	0%
Pacific Islander	134	37	171	0%
Multi-racial	48	38	86	0%
Other	22,670	3,683	26,353	9%

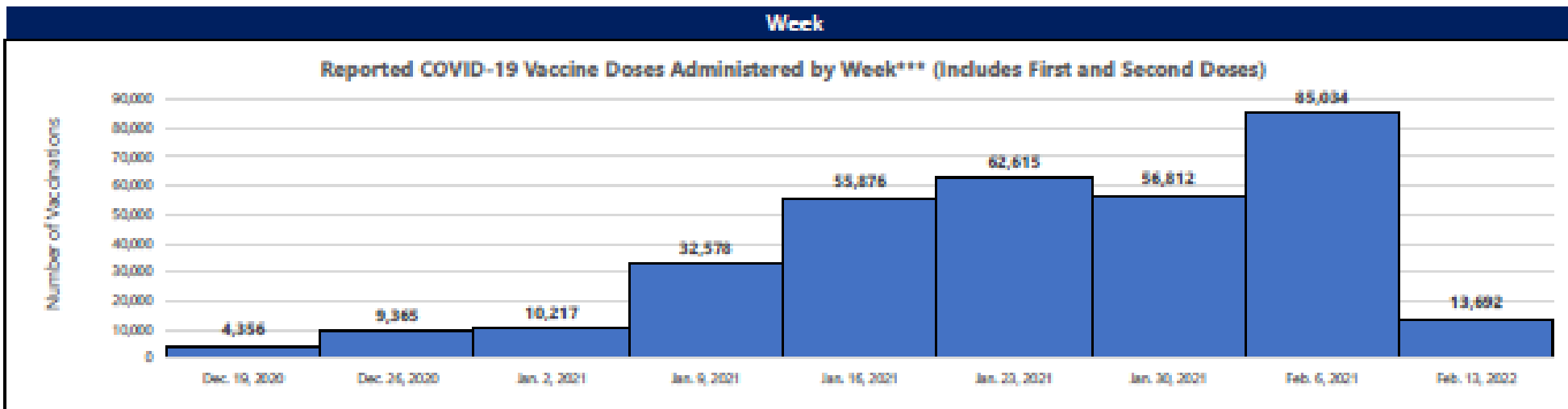
*Those with unknown race are excluded

**American Indian and Alaskan Native

Ethnicity				
Ethnicity	First Dose	Second Dose	Vaccinations	% of Vaccinations
Not Hispanic	244,853	61,107	305,960	87%
Hispanic	2,167	556	2,723	1%
Unknown	32,796	8,862	41,658	12%



**Those with unknown ages are excluded



***Those with unknown week of vaccine administration are excluded

COVID Vaccination in MS

- Who is eligible
 - 65+
 - 16-64 with chronic medical conditions
 - Healthcare workers
- Where to get vaccine
 - County drive through clinics (covidvaccine.umc.edu)
 - Local clinic partners
 - Walmart
 - Coming soon – additional pharmacy locations

